

Powerful features of Sinilink APP

SINILINK APP BRAND NEW UPGRADE

Modify
Bluetooth
name

Set
Bluetooth
password

On/off
prompt
tone

WWW.MRELECTROBOT.COM



Set the Bluetooth name of each product arbitrarily
Easy identification of multiple products

WWW.MRELECTROBOT.COM



Module 1



Module 2



Module 4





WWW.MRELECTROBOT.COM

Do not connect to Sinilink-APP here, if it is connected, please unpair and search again

When the Bluetooth board is powered on, the blue LED flashes quickly and enters the Bluetooth connection mode; the mobile phone searches for XinYi, clicks "XinYi" to complete the connection and the sound is played, at this time the blue LED enters a long light state; open the mobile phone to play music, The blue LED flashes slowly and enters the playback state.

Steps to connect Bluetooth via mobile APP

Note: When using the APP, you must turn on all the APP permissions in the phone settings, otherwise some phones, compatibility issues will occur, causing Bluetooth to fail to connect.



First step
Click the little yellow dot



Second step
Click to connect Bluetooth device

WWW.MRELECTROBOT.COM

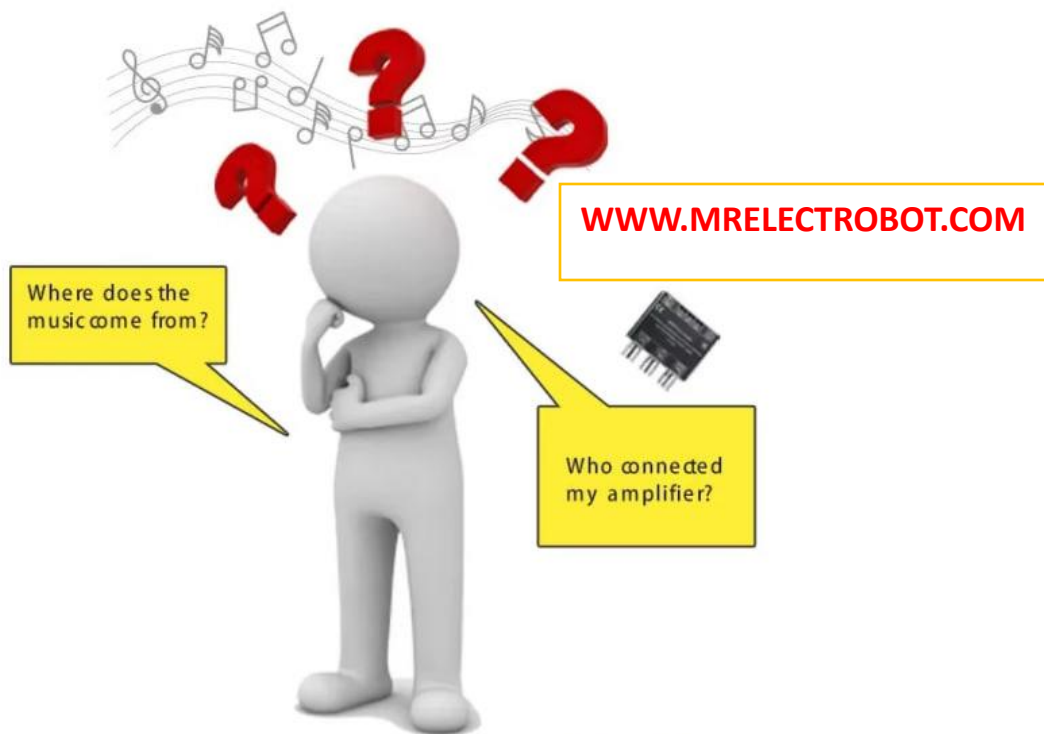


The fourth step
Connection succeeded



Third step
Search Bluetooth
Connect to Sinilink-APP

Set private password

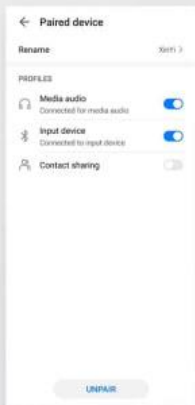


Precautions for modifying the Bluetooth name



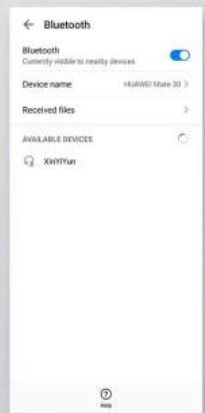
1. Enter the name you want to modify in the Bluetooth name text box and click Settings (limited to 10 characters)

2. After the setting is successful, go to the phone settings -> Bluetooth to find the currently paired Bluetooth name



3. Then, click the setting icon behind the Bluetooth name to enter the setting page, and click Unpair

4. Finally, power on the Bluetooth power amplifier board again, search in the phone settings - Bluetooth, the modified Bluetooth device name will appear, just connect



Steps to set up Bluetooth password



1. Click the Bluetooth password button, Turn on Bluetooth password

After the Bluetooth password is turned on, the default is 1234. If you want to modify it, enter a new password in the text box (Note: the password must be 4 digits), click Set, and it prompts that the setting is successful, then the password is set, and the power amplifier board is connected to the password again. Will take effect.



WWW.MRELECTROBOT.COM

Note: The mobile phone system will memorize the paired Bluetooth devices. After restarting the power amplifier board, it will directly connect to the Bluetooth; only to cancel the pairing and re-search for the connection to the Bluetooth will it ask for the pairing password.